








INTERCOM USER MANUAL



1. Answer or end a call 
2. Call security gate house 
3. View entry panel camera 
4. Unlock door and lift access 
5. Ring volume control
6. Display brightness control
7. Display colour adjustment

Instruction:

- To answer a call press “1”  once
- To open the door/lifts press “4” 
- To end/hang up a call press “1”  once
- To view entry panel camera press “3” 